



Alytus Dzūkija Basic School

„ICT in primary classes“

**Prepared by: primary school teacher supervisor
Dalia Paleckienė**

I would like to share my experience how I use information communication technologies and integrate them into the primary school curriculum.



To enrich my lessons and make them more interesting helps me this equipment:



Computer


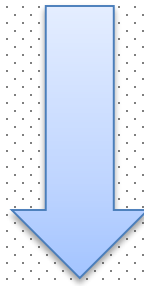
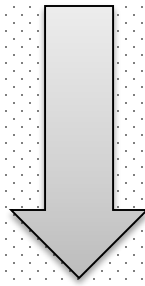

13 Samsung tablet

Multi Media projector

**10 MishiefMouse wireless
mice**

**Students'
smartphones**

The use of ICT in the educational process allows me to integrate different subjects.



It's like the axis of inclusive teaching of mathematics, natural science, Lithuanian language, art, etc .

Educational computer software makes it possible to personalize teaching process: each student can choose material scope and learning pace according to the needs and abilities.

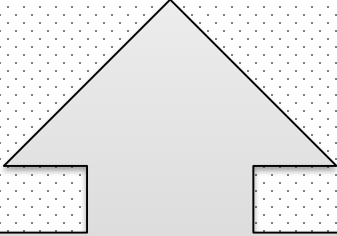
Education process becomes more interesting and interactive.



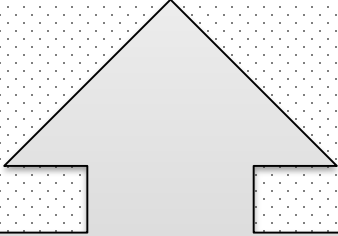
Microsoft Mouse Mischief technology **use for knowledge reflection in the** **classroom**



Applications PowToon, PowerPoint, CamStudio:



**helps me prepare
methodological
material, visual
aids, lesson course**



**students make
projects themselves,
presentations for
their classmates**

We use the potential of the Internet:

**search for
information**

**Class 4b blog which
is administrated by
the student Kamilè
(class news,
competitions,
discussions, photos)**

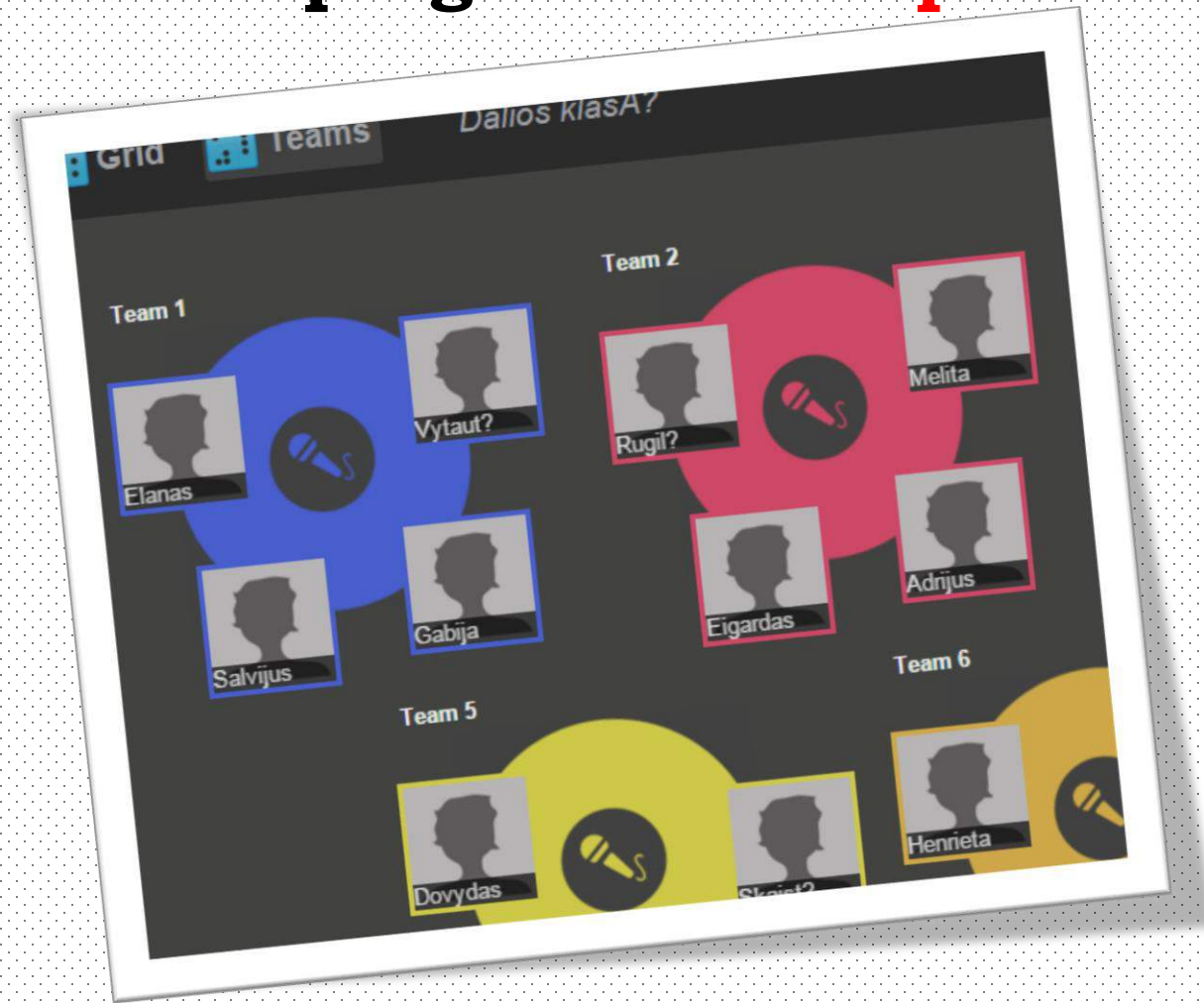
**educational
games, tools,
websites**



**Students are pleased to participate in quizzes
which are easily created with PowerPoint
template **Big Board Answers****

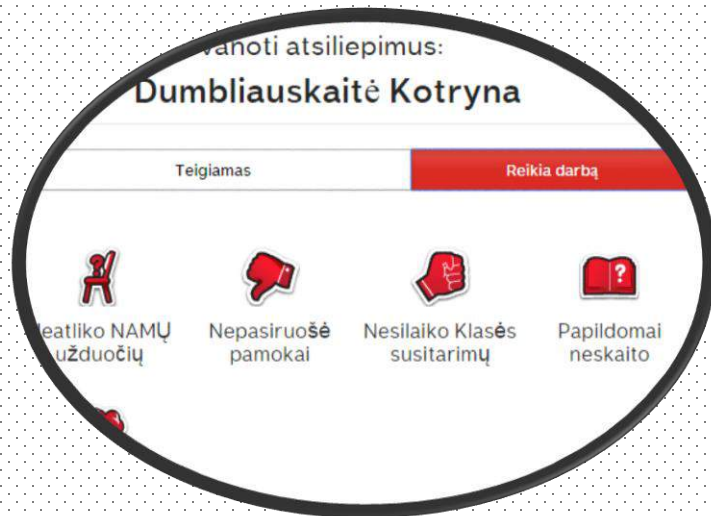


To divide students into groups helps the
program **TeamUp**



ClassDojo

A cumulative assessment and good behaviour encouragement program



My students especially like **QR codes**
They encode instructions, assignments and
lesson topics.



Kahoot
for revision, check and practise

at **kahoot.it** with Game PIN: **963**

Kahoot!



Students **make video recordings with tablet computers and smart phones, **take pictures** and **record voice** over presentations.**

Windows Live **Movie Maker**

We create class life moments films with students (trips, excursions, unconventional training days)



**It encourages
students'
motivation**

**We get to
know about
the results
here and now**

But so what?

**Lessons are
more
interesting
and creative**

**We are
modern!**